

SBT

Swing Beam
Shear

Series



Perfect
Cutting

Hi-Speed

Heavy Duty

Accurate

Efficient



Low Power
Consumption

As a total supplier for sheet metal manufacturing with almost 70 years of experience, Durma understands and recognizes the challenges, requirements and expectations of the industry. We strive to satisfy the ever higher demands of our customers by continuously improving our products and processes while researching and implementing the latest technologies

In our three production plants with a total of 150.000 m², we dedicate 1,000 employees to delivering high quality manufacturing solutions at the best performance-to-price ratio in the market.



PRODUCTION IS
MORE EFFECTIVE NOW

From the innovations developed at our Research & Development Center to the technical support given by our worldwide distributors, we all have one common mission: to be your preferred partner.

Durmazlar offers it's machines to the world markets under the Durma brand.




1

High technology,
modern production
lines



2

Top quality
components



3

High quality
machines designed
in R&D Centre

SBT

Rigid body structure and perfect cutting

Unique design and rigid body enable SBT series to provide perfect cutting quality and low cost solutions.



Production is *More Effective Now.*

Advance Your Standards Precision and high quality cuttings

High technology standards, design and user-friendly interface SBT provides perfection with high standard safety, efficient solutions that strengthen your skills and add value to your company.

We have reduced the cutting angle to achieve straight precision and minimum twist tolerance.

➤ Easy to Use ➤ Economic ➤ Efficient ➤ Faster ➤ Reliable Brand

Why DURMA Shears

- Fast and quality cuttings
- Robust body structure
- High precision and repeatability
- Low maintenance cost
- Hi-tech perfect equipments
- Boost your business
- Reliable Brand



GAIN MORE POWER

High performance, advanced technology and economic solution

DURMA Shears have been manufactured since 1956 and have been installed and working in a wide variety of sheet metal cutting operations for many industries.

Years of experience has helped us develop durable, low distortion and precise cutting machines.



General Specifications

- Robust design & powerful body for perfect cutting
- Hardened and ground blades for long life and precise
- Proved and rigid design with swing beam top table
- Minimum deformation and optimum cutting quality with best cutting angle
- CE standards security
- The combination of economic and perfect cutting performance
- CNC controlled gap adjustment and cutting angle
- User friendly CNC touch screen control unit
- Provide flexible use for narrow or wide, thin or thick sheet metal cutting.
- Automatic swing up back gauge for more comfortable use
- Sheet support arms
- Balls tranfered table and T-slot front feedings arm helps prices cuttings
- Table with balls and feeding plates

Production is *More Effective Now.*

STRONG BACK GAUGE SYSTEM

- **Precise**
- **Robust**
- **Min. Deformation**

- Fast and high accuracy
- Reliable movement
- Adjustment from each point
- Resistance to crash
- Maintenance free



Why DURMA Back Gauge ?

One of the most important factor for cutting capacity is the design of back gauge and stability.

Quality cutting is possible with perfect product, stability and precision back gauge.

The high speed ballscrew back gauge system movement is also supported with linear guides, which helps the back gauge achieve long life, greater sensitivity and strengthens against any collisions.



Ballscrew back gauge

SBT Series General Features


With choice of standards and optional equipment SBT boost your business by offering proper solutions for your needs. With the hi-tech features like high efficiency, precision, and high performance criteria SBT has proved that it is user friendly and the best of this sector.



- Flip-up Finger Guard Adjustable
- Ball Transfer Table
- Hydraulic Holddowns



- Adjustable Angle Stop 0-180°



- Light Curtains For Finger Protection



- Blade Gap Adjustment



- Thin Sheet Support System

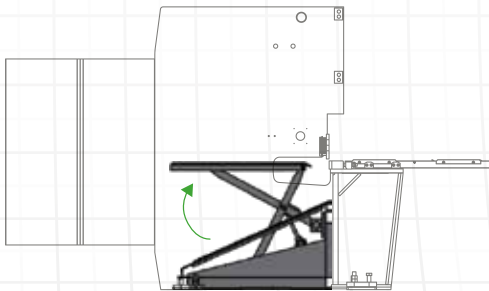
Sheet Support Systems

- Better and fast cutting
- Easy and secure usage
- High precision and repeatability



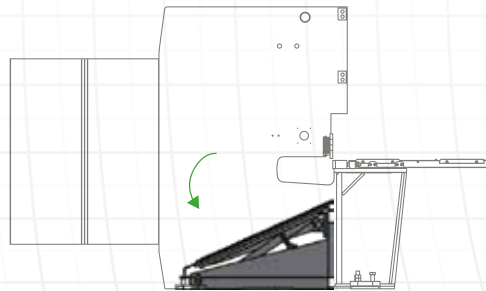
■ Pneumatic Thin Sheet Support System

DURMA I



Step 1

Before cutting operations, sheet support system with pneumatic driven assists for sheet as moving upwards as per in the picture.

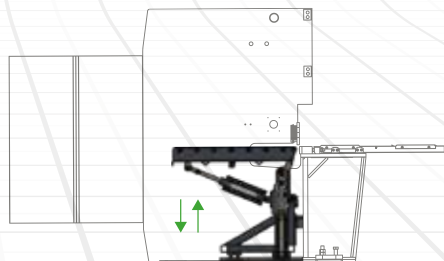


Step 2

Once the cutting process is kicked off, the table comes down lower position at the same time and this will ensure cutting sheets placed over the table again as seen in the picture.

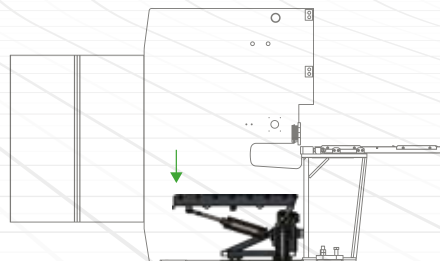
■ Pneumatic Thin Sheet Support System

DURMA IV



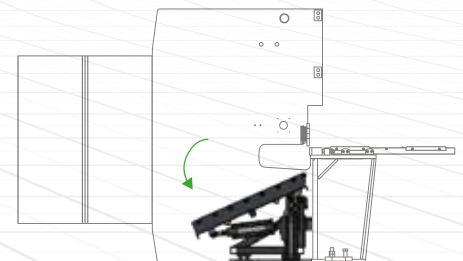
Step 1

Before cutting operations, sheet support system with pneumatic driven assists for sheet as moving upwards as per in the picture.



Step 2

Once the cutting process is kicked off, the table comes down lower position at the same time and this will ensure cutting sheets placed over the table again as seen in the picture.



Step 3

After cutting process is finished, sheets are discharged by closing movement of the table.

D-Touch 7 Control Unit



Fast data entry



Easy connection USB port



Ethernet Rj-45 10/100M



Easy programming

Cuttings are easier with D-Touch 7

With easy to use interface D-Touch 7 enables perfect cutting in seconds by endless programming and material entrance feature.

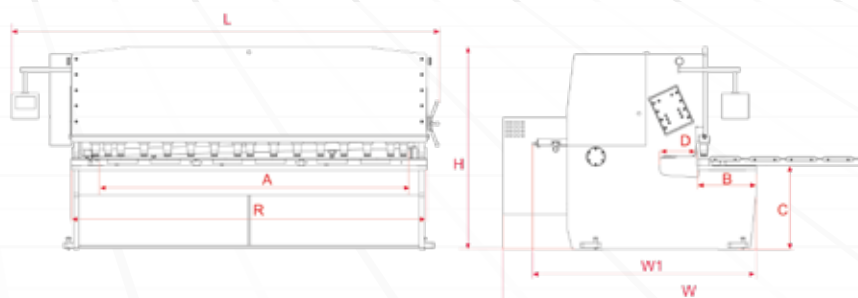
- Wide, colored, touch-screen (LCD 7" 800x480)
- Quick data entry
- Easy connection
- USB input
- Ethernet: RJ-45 10/100M
- Windows CE Unlimited program and steps
- Unlimited material type



SBT Series Technical Details

SBT Series	Cutting Length	Cutting Capacity		Throat Depth	Stroke per min.	Cutting Angle	Holddowns	Holddown Force	Back Gauge Range	Back Gauge Force
		MS (450 N/mm ²)	SS (700 N/mm ²)							
	mm	mm	mm	mm	1/dak.	°	Birim	Ton	mm	kW
	A			D						
3006	3100	6	4	50	15	1° 30'	16	14	1000	0,75
3010	3100	10	6	50	13	1° 30'	16	22	1000	0,75
3013	3100	13	8	50	13	1° 45'	16	37	1000	0,75
3016	3100	16	10	350	10	2°	14	61	1000	0,75
4006	4100	6	4	50	12	1° 30'	20	17	1000	0,75
4013	4100	13	8	350	8	1° 45'	18	62	1000	0,75

Back Gauge Speed	Motor Power	Oil Capacity	Front Armas	Table Height	Table Width	Table Length	Length	Width	Total Width	Height	Weight
mm/sn.	kW	lt	Unit	mm	mm	mm	mm	mm	mm	mm	~kg
				C	B	R	L	W1	W	H	
200	15	200	2	865	500	3515	4110	2200	3700	2100	7300
200	22	200	2	865	580	3515	4200	2250	3600	2100	9050
200	30	330	2	845	600	3550	4280	2300	3600	2350	11800
200	37	410	2	818	550	3580	4550	2250	3825	2250	14580
200	15	200	3	865	580	4510	5230	2300	3600	2150	11460
200	30	330	3	818	550	4520	5350	2250	3650	2250	16300



STANDARD & OPTIONAL EQUIPMENT

Standard Equipment

- Heavy duty St 44 steel construction & stress relieved frame
- User friendly CNC Touch screen control unit D-Touch 7
- Throat Depth 350 mm (SBT 3016 & 4016 available)
- Easy blade gap adjustment
- Ball integrated front tables
- Ballscrew back gauge, 1000 mm & automatic swing-up
- Squaring arm with scale & T-Slot & tilting stop
- Support arms T-Slot & Tilting stop
- Illumination & shadow line 1 mt flip-up finger guards
- Automatically pressure adjusted solid holddowns
- Top blades with 2 sides and Bottom blades with 4 sides
- Motorised Foldable Backgauge (3006&3010&3013&4006)
- Manuel Foldable Backgauge (SBT 3016&4016 available)
- Foot pedal
- High performance hydraulics & electronics components
- Automatic Swing-up back gauge
- CE-Norm

Optional Equipment

- Motorized blade gap adjustment
- Laser cutting line
- Light curtains for finger protection
- Pneumatic thin sheet support DURMA I
- Pneumatic thin sheet support DURMA IV
- Special throat depth
- Backgauge 1250 mm.
- Add. support arms
- Special blades
- Oil coolant
- Oil Heater
- Adjustable angle stop 0-180°
- Control panel on opposite position
- Temperature measurement
- Overseas special packaging

Production is *More Effective Now.*

FAST ON SERVICE AND SPARE PARTS






DURMA provides the best level of service and spare parts with qualified personnel and spare parts in stock. Our experienced and professional service personnel are always ready at your service. Our professional training and application enriched courses will give you an advantage to use our machinery.



Product Groups

DURMA



-  Durma International
-  durmainternational
-  durmaint
-  durmamachines
-  Durmazlar



EN 2024/04/V02



Durmazlar Makina San. ve Tic. A.Ş.
OSB 75. Yıl Bulvarı Nilüfer-Bursa /
Türkiye
P: +90 224 219 18 00
F: +90 224 242 75 80
info@durmazlar.com.tr

www.durmazlar.com.tr

Durmazlar Makina San. Tic. A.Ş. has right to change catalogue values and machine technical details without notice.